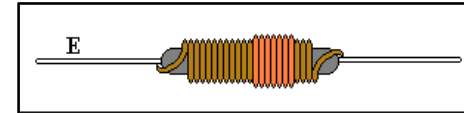
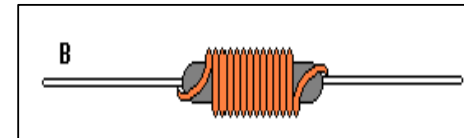
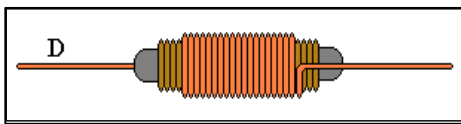
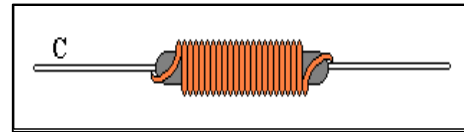
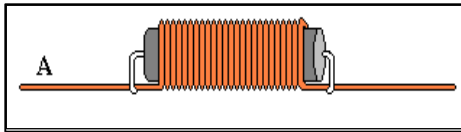


Hash Chokes AMLA6H

Characteristics

Operating temperature	-55°C to +105°C
Inductance tolerance	+/- 20%
Testing	L measured on CH-100 1KHz IDC : CH-301 current source & DCR meter RDC : CH-301 current source & DCR meter
Rated current	Based on the inductance change within 20% of initial value and temperature rise of initial value less than 30 degree C within coil body.
Marking	Inductance code and tolerance



PART NUMBER	L (uH)	DCR (Ohm) Max	IDC (Amp) Max	COIL OD (In)	Lead Wire AWG	LEAD Length (In) Min	BODY Length (In) Max	Refer To figure	CORE MATERIAL	TEST FREQ
MEASURE ON 1kHz BRIDGE										HP4342
AMLA6H-3R35M	3.35	0.01	20	0.60	12	1.25	1.25	A	IRON	7.9MHz
AMLA6H-4R9M	4.9	0.016	15	0.60	14	1.25	1.25	A	IRON	7.9MHz
AMLA6H-8R8M	8.8	0.021	10	0.56	16	1.25	1.25	A	IRON	7.9MHz
AMLA6H-4R0M	4.0	0.012	8	0.38	20	1.25	0.875	B	FERRITE	7.9MHz
AMLA6H-400M	40	0.082	3	0.31	20	1.25	1.25	C	FERRITE	1KHz
AMLA6H-680M	68	0.054	5	0.56	20	1.25	1.25	D	FERRITE	1KHz
AMLA6H-101M	100	0.216	2.0	0.38	20	1.25	1.25	E	FERRITE	1KHz
AMLA6H-125M	125	0.08	3.5	0.50	20	1.25	1.25	D	FERRITE	1KHz
AMLA6H-251M	250	0.17	2.5	0.44	20	1.25	1.25	D	FERRITE	1KHz
AMLA6H-501M	500	0.26	2.0	0.56	20	1.25	1.25	D	FERRITE	1KHz
AMLA6H-102M	1000	0.55	1.0	0.50	20	1.25	1.25	D	FERRITE	1KHz



AMT

Email : - vanthang@hcm.vnn.vn